

Enclosed Vertical Platform Lift  
EVALUATION/ORDER FORM



Date \_\_\_\_\_  
Sales Representative \_\_\_\_\_  
Name \_\_\_\_\_  
Address \_\_\_\_\_  
City \_\_\_\_\_ State \_\_\_\_\_ Zip \_\_\_\_\_  
Phone \_\_\_\_\_ Fax \_\_\_\_\_  
Email \_\_\_\_\_

Account Number \_\_\_\_\_  
Projected Close Date \_\_\_\_\_  
Purchase Order Number \_\_\_\_\_  
Ship To Address \_\_\_\_\_  
\_\_\_\_\_  
\_\_\_\_\_  
Contact \_\_\_\_\_  
Phone \_\_\_\_\_

Quote     Order

Application:     Residential - Single Family Home  
                     Commercial  
                     Indoor  
                     Outdoor

Shipping Method:  
 Pick-up     Common Carrier  
Flatbed w/ Forklift     Yes     No

Opportunity Reference / Project Name \_\_\_\_\_

**Model Panels (Choose One)**

- Steel Panels (Std): Framed enclosure with metal inserts
- Acrylic Panels: Framed enclosure with tinted plexiglass inserts

**Model Enclosure Platform (Choose One)**

- EPL400 (53" max)             EPL1000 (125" max)
- EPL600 (77" max)             EPL1200 (149" max)
- EPL800 (101" max)            EPL1400 (171" max)

Exact Lifting Height \_\_\_\_\_ inches (measured from floor or bottom of pit to the top landing)  
 Pit Mount                       EPL040 Fixed Ramp

**Drive Power**

- AC Power (Std)                 DC Power (CPL030)

**Platform Size (Choose One)**

- 36" x 60" Platform (Std)
- EPL050 - 42" x 60" Platform

**Controls**

- PL016 - Call-Send Control Surface Mount  
Quantity \_\_\_\_\_
- EPL016 - In Frame Call/Send  
Quantity \_\_\_\_\_
- PL017 - Wireless Call/Send Controls -  
(N/A in Gate Frame)
- CPL015 - Key Lock Upgrade for Control  
Quantity \_\_\_\_\_
- CPL021 - 3 Stop Control Package with Call and Alarm

\_\_\_\_\_ inches Bottom Landing to Stop 1  
\_\_\_\_\_ inches Stop 1 to Stop 2  
\_\_\_\_\_ inches Stop 2 to Stop 3  
\_\_\_\_\_ inches TOTAL RISE (Bottom Landing to Top Landing)

**Drawings**

DRAWING FOR APPROVAL-An application-specific drawing is requested **and production will be scheduled after return of signed approval drawing.** Upcharge if lift is not ordered within 90 days of drawing submission.

**Enclosure Configuration**

Front & Back Access

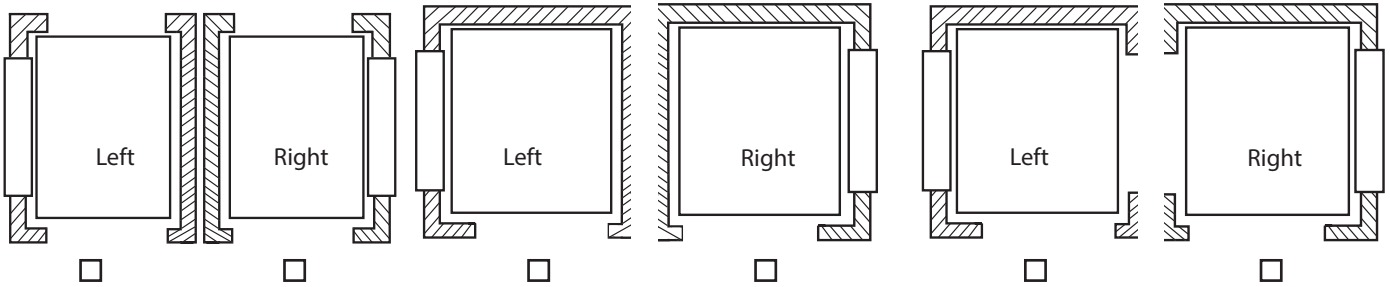
Same Side Access

90 Degree Side Access

EPL055

EPL060

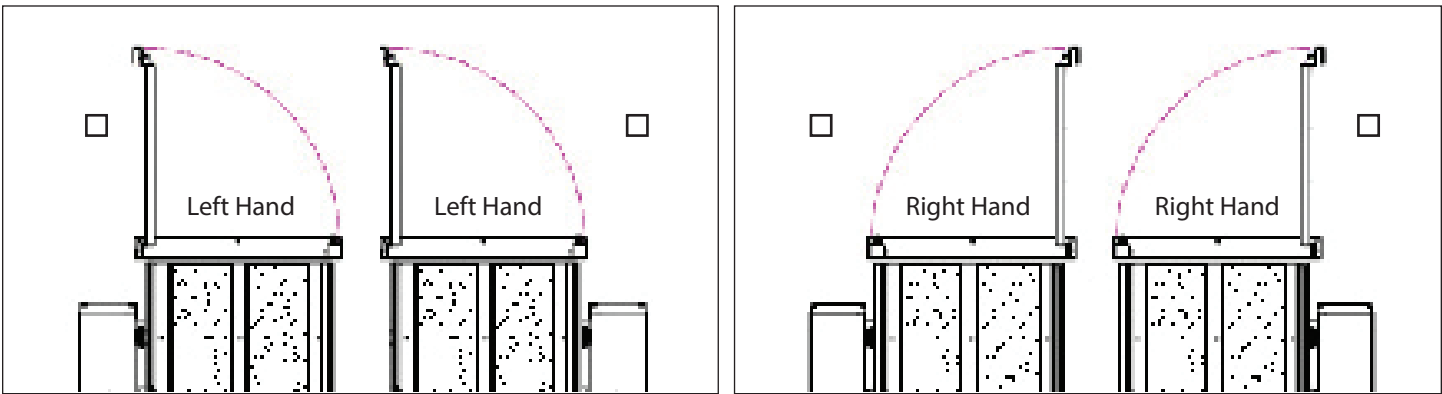
**Top Landing**



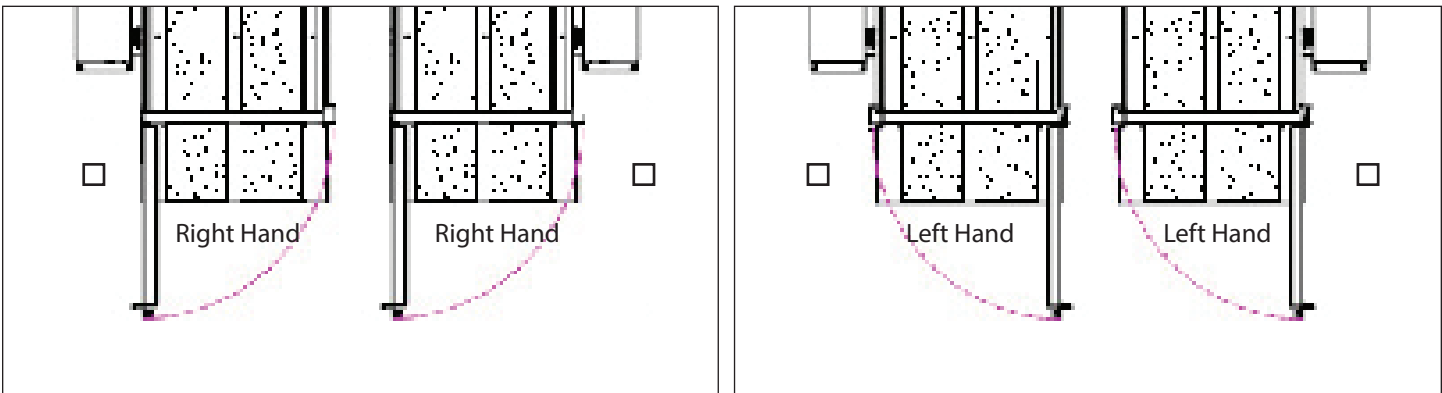
**Bottom Landing**

Maximum 2 Steps from Lower Landing (Note: Start at bottom landing)

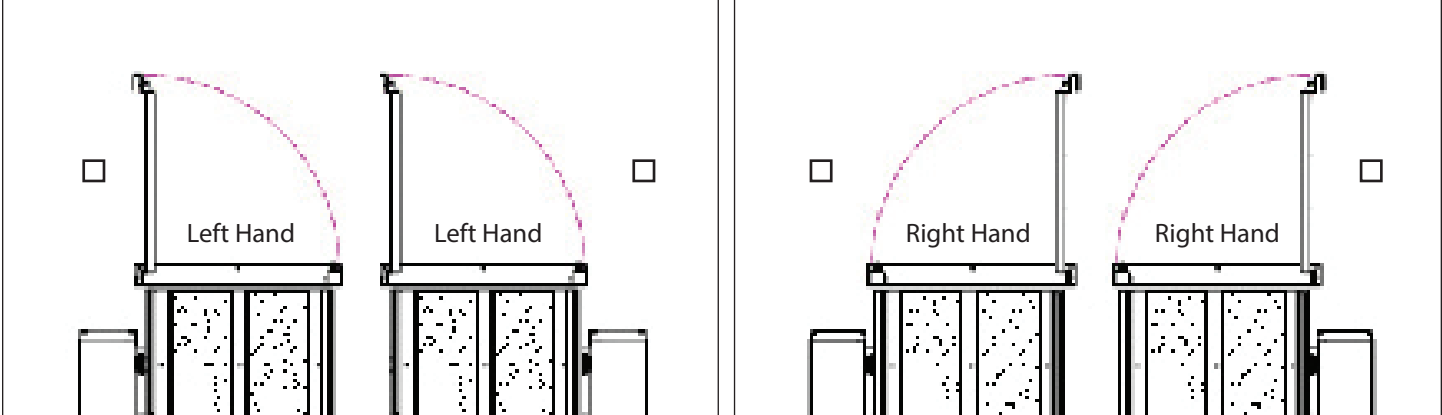
**Top Landing Gate/Door Swing**



**Lower Landing Door Swing**



**Middle Landing Door Swing**



## Optional Enclosure Accessories

### Standard Fire Doors

- CPL005 - Fire-Rated Flush Hoistway Door with EMI Interlock - Left-Hand
- CPL005L-ES - Fire-Rated Flush Hoistway Door with Electric Strike - Left-Hand
- CPL005R - Fire-Rated Flush Hoistway Door with EMI Interlock - Right Hand
- CPL005R-ES Fire-Rated Flush Hoistway Door with Electric Strike - Right Hand

### EMI

- CPL008L - EMI Interlock for Door/Gate Provided by Others - Left-Hand
- CPL008R - EMI Interlock for Door/Gate Provided by Others - Right-Hand
- CPL008WR - Wiring for Interlocks Provided by Others—Per Landing Please provide brand of Interlock by Others \_\_\_\_\_

### Striker

- CPL009L - Flush Mount Electric Strike for Doors by Others - Left-Hand
- CPL009R - Flush Mount Electric Strike for Doors by Others - Right-Hand Please provide Door Jamb Material  
 Metal  Wood
- CPL016 - Keyed Dead Latch for use with Flush Mount Electric Strike - Each

### Wide Fire Doors

- CPL042L - 42" Fire Door with EMI Interlock - Left-Hand
- CPL042L-ES - 42" Fire-Rated Hoistway Door with Electric Strike - Left-Hand
- CPL042R - 42" Fire Door with EMI Interlock - Right-Hand
- CPL042R-ES - 42" Fire-Rated Hoistway Door with Electric Strike - Right-Hand

### Doors

- EPL007L&R Upper 6' - 8' Enclosure Door Upgrade
- EPL008L&R Middle 6' - 8' Enclosure Door CPL062

### Acrylic

- EPL010 - Acrylic Gate Panels (each)
- EPL011 - Acrylic Door Panels (each)
- EPL012 - Acrylic Panels above Lower Door (each)
- EPL020 - Acrylic Roof (requires 6' - 8" Enclosure)
- EPL025 - Power Ventilation System (for Enclosure w/Roof)

### Enclosure Extensions

- EPL068 - Steel Enclosure Extension 6' - 8" Above Landing Height
- EPL068A - Acrylic Panels 6' - 8" Enclosure Extension

### Wide Upper Gates

- EPL002L&R - Upper Enclosure Gate Upgrade - 42" Wide
- EPL742L&R - Upper 6' - 8' Enclosure Door Upgrade - 42" Wide
- EPL842L&R - Middle 6' - 8' Enclosure Door - 42" Wide
- EPL942L&R - Lower 6' - 8' Enclosure Door Upgrade - 42" Wide

### Other Options

- CPL011 - Emergency Stop Alarm and Lighted Button
- CPL075 - Phone Jack
- CPL076 - Emergency Light
- CPL078 - Auto Opener for Top Landing gate
- CPL079 - Auto Opener for Full Door QTY \_\_\_\_\_
- EPL003 - 3-Sided Enclosure (Narrow Side Only Lifting Height \_\_\_\_\_)
- EPL035 - Platform Safety Pan
- CPL062 - Tower Brace
- VPL175\* - Premium Finish-Lift base unit (1st 4')
- VPL175-G\* - Premium Finish-Gate
- VPL177\* - Premium Finish-cost per foot Qty \_\_\_\_\_ (Over 4')
- EPL179-A\* (Acrylic) - Premium Finish Enclosure-cost per foot Qty \_\_\_\_\_
- EPL179-S\* (Steel) - Premium Finish Enclosure-cost per foot Qty \_\_\_\_\_
- VPL160\* - Custom Color RAL Color # \_\_\_\_\_ (www.ralcolor.com)

\*Additional lead time required.

An application-specific drawing is required. Production will be scheduled after return of signed approval drawing.

**\*Please note that these units are shipped laying down. These units will require a loading dock or arrangements can be made to pick up at the terminal.**

NOTES

---

---

---

---

**ADDITIONAL INFORMATION**

The product you are about to order will be carefully inspected at the factory to assure every component is correct and undamaged. It ships F.O.B. Missouri, meaning it becomes the property of the receiver upon leaving our factory. Therefore it is incumbent on you, the receiver, to carefully inspect the package to assure it has been delivered in good order and is undamaged.

Prior to signing for the shipment, inspect the package carefully.

**VISIBLE DAMAGE:** You must note any visible damage on the freight bill. If product damage is obvious, we recommend a further immediate inspection to see what other damage may be concealed, and this also must be written on the freight bill.

**CONCEALED DAMAGE:** If no damage was immediately evident, but is found later (within 48 hours), stop what you are doing and call the freight company immediately to report concealed damage.

Pictures of the damage are great support in any freight claim and are strongly recommended. Failure to take these steps may preclude your ability to be reimbursed for any damage in transit. We have personnel available to assist with this process Monday – Friday, 7:30 am – 5:00 pm CST by calling 800-922-3659.

On all VPL orders AmeriGlide will only warranty and support an AmeriGlide provided electromechanical interlock.

Thank you for your business



I have read and understand the above:  
Date: \_\_\_\_\_  
Print Name: \_\_\_\_\_  
Sign Name: \_\_\_\_\_

*AmeriGlide Vertical Platform Lifts are designed to meet ASME A18.1 Performance Safety Standards when properly equipped. While AmeriGlide Vertical Platform Lifts meet national standards, it is imperative to check State and Local code requirements before installing to ensure compliance. All State and Local compliance is the responsibility of the purchaser. Some states may require fees for site preparation and permits. AmeriGlide Vertical Platform Lifts should only be installed by a certified, professional Harmar installer. If the Vertical Platform Lift is installed by any other means, the purchaser and installer assume responsibility for issues that may arise involving improper installation.*