

HERCULES VERTICAL PLATFORM

A compact and powerful solution



RESIDENTIAL AND COMMERCIAL VERTICAL PLATFORM LIFT

The AmeriGlide HERCULES Vertical Platform Lift is a compact and powerful lift designed for the harsh North American climates. The HERCULES model provides the user with a seamless and safe experience. A series of safety features including; emergency stop buttons, emergency lowering hand-wheel and safety detection sensors offer the peace of mind when operating the lift.

The HERCULES Vertical Platform Lift has been designed, developed and manufactured to B-613, B-355 and ASME 18.1 regulation.

More detailed information is readily available by contacting your Authorized AmeriGlide Dealer.

EASY AND SIMPLE

With our qualified technicians, your platform lift can be installed quickly and safely.

SEAMELSS INTEGRATION

Integration is quick and simple as a result of not needing a mechanical room, drain or overhead clearance.

PEACE OF MIND

Manufactured in North-America, it meets CSA-B613 B355-15, ASME 17.1, ASME 18.1 giving you the peace of mind whatever the application.



Elegance, performnace and design

These standard features come on every HERCULES.
No extra cost, just great value!

Capacity

1000
LBS

Drive

ACME
SCREW DRIVE

Travel Speed

12
FPM

Travel

160
INCHES

MOTOR


24
VDC

STANDARD FEATURES

Drive System	ACME Screw Drive
Max. Capacity	750 to 1000 lbs
Motor	1.5 HP -24 VDC
Max. Travel	Up to 160 inches
Travel Speed	12 FPM
Configurations	0 degree, 90 degree and 180 degree
Controls	Constant Pressure Rocker Switch with E-Stop
Codes & Regulations	ASME 17.1, ASME 18.1, CSA B613, B355
Equipment	Safety Underpan, Emergency Lowering Device, Galvanized Steel Platform 42" H, Emergency Alarm, Automatic Folding Ramp, Key Lock Switches, Pit Switches Continuous Pressure Rocker Switches



Design your Hercules



AVAILABLE OPTIONS

- | | |
|------------------|---------------------------------------------------------------------------------------------------------|
| Cabin & Platform | Custom cabin heights and platform sizes and configurations |
| Travel | Custom Travel distance ranging from as low as 44" up to 160". |
| Controls | Flush and surface mounts, Call posts, Top Gate Mounted, No Key, Type 455 and Type 2252 (Commercial Kit) |
| Doors and Gates | Wide range of door and gate sizes and finishings. |




WARRANTY

- | | |
|------------|---------------------------------------------------------------|
| 12 Months* | 12 Month limited warranty on parts from the date of purchase. |
|------------|---------------------------------------------------------------|

*Certain conditions apply. Consult your product's warranty for more details.

AMERIGLIDE

FOR PRICING AND ORDERING

-  Email us at info@ameriglide.com
-  Call us toll free: 800-990-8268
-  Online at www.ameriglide.com